



# s.93 downstream exhaust

1/4" - 2"  
EN 10226-1  
with patented locking handle



Featuring patented tamper-proof lockable handle that has no equal in the market.

**RuB** s.93 range exhausts automatically and continuously downstream air pressure as soon as turned in the closed position.

Valve is lockable in the closed position only, according to Part. 1910.147 safety OSHA (USA) requirements allowing safe maintenance of the air-supplied equipment; when valve is open, one simple 90° turn of the handle shuts flow immediately.

We care for those you care for.



## Quality

- No metal-to-metal moving parts
- No maintenance ever required
- Handle clearly shows ball position
- Silicone-free lubricant on all seals
- Chrome plated brass ball for longer life
- Handle stops on body to avoid stresses at stem

## Body

- Hot forged sand blasted, external nickel plated brass body and cap sealed with Loctite® or equivalent threads sealant
- The valve body includes a tapped downstream depressurization venting outlet to direct exhaust air or assemble mufflers for noise control
- Finest brass according to EN 12165 and EN 12164 specifications

## Stem

- Blowout-proof nickel plated brass stem
- Maintenance-free, double FPM O-rings at the stem for maximum safety

## Sealing

- Molybdenum filled PTFE self-lubricating seats with flexible-lip design

## Threads

- EN 10226-1, ISO 228 parallel female by female threads

## Flow

- Full port to DIN 3357 for maximum flow

## Handle

- Geomet® carbon steel lockable handle patent n. 7074-B/90 with thick PVC dip coating. Handle coating offers both thermal and electrical protection
- Handle removable with valve in service

## Working pressure & temperature

- 14 bar (200 PSI) non-shock cold working pressure
- -10°C to +100°C (+15°F to +210°F)
- **WARNING:** freezing of the fluid in the installation may severely damage the valve

## Options

- Stainless steel handle (1.4016 / AISI 430)
- Non-locking Geomet® carbon steel lever handle
- ISO 7/1 BSPT taper threads
- NPT taper ANSI B.1.20.1 threads
- Safety pin
- Muffler, hose

## Upon request

- Stainless steel ball (1.4401 / AISI 316)
- Custom design
- T-handle

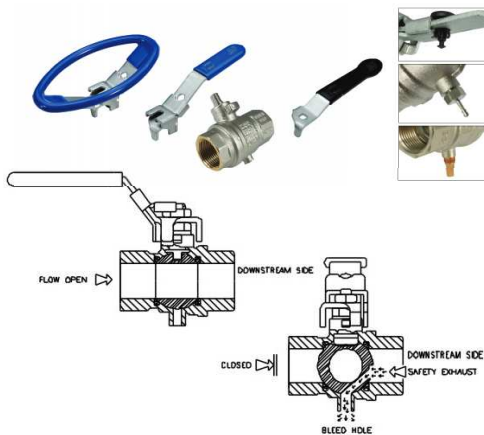
## PED directive

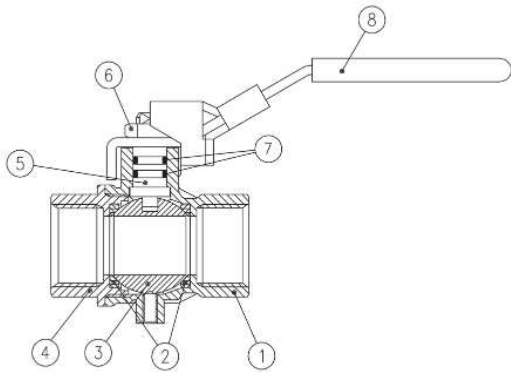
- The product described in this document meets the requirements of PED Directive 2014/68/UE and according to art.4 par.3, it does not require CE marking; it cannot be used with dangerous gases in sizes larger than 25 mm

## Approved by or in compliance with

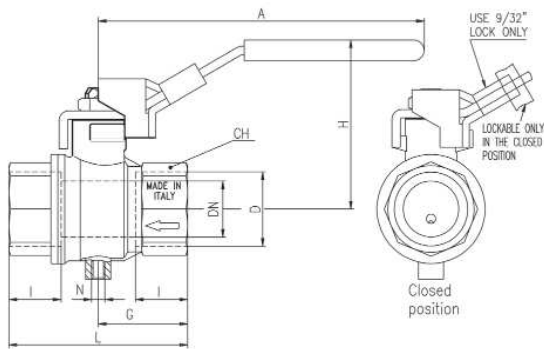
- GOST-R (Russia)
- EAC – Declaration of conformity (Russia, Kazakhstan, Belarus)
- RoHS Compliant (EU)
- OSHA Compliant (United States)

**NOTE:** approvals apply to specific configurations/sizes only.





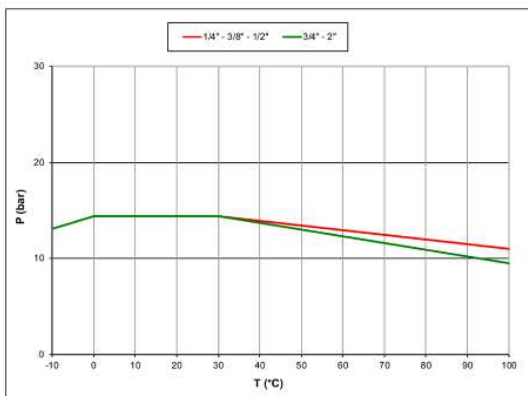
Part description	Q.ty	Material
1 Nickel plated body (external treatment)	1	CW617N
2 Seat	2	PTFE molybdenum filled
3 Chrome plated ball	1	CW617N
4 Nickel plated end-cap (external treatment)	1	CW617N
5 Nickel plated stem O-Ring design	1	CW617N
6 Geomet® nut	1	CB4FF (EN10263-2)
7 O-Ring	2	FPM
8 Light blue PVC coated Geomet® steel lockable handle	1	DD11 (EN10111)



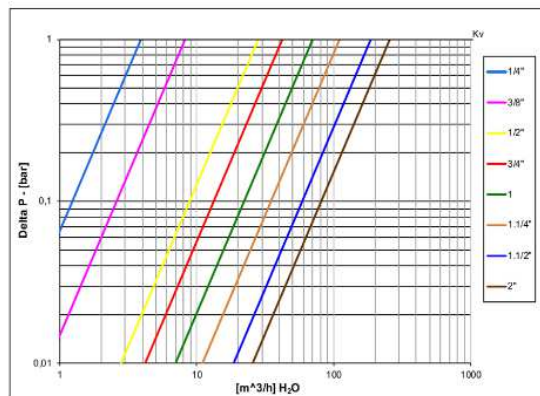
Code	S93B00	S93C00	S93D00	S93E00	S93F00	S93G00	S93H00	S93I00
D (inch)	1/4	3/8	1/2	3/4	1	1 1/4	1 1/2	2
DN (mm)	8	10	15	20	25	32	40	50
l (mm)	12	12	15.5	17	21	23	23	26.5
L (mm)	45	45	59	64	81	93	102	121
G (mm)	22.5	22.5	29.5	32	40.5	46.5	51	60.5
A (mm)	96	96	96	117	117	156.5	156.5	156.5
H (mm)	46	46	51	59	63	77	83	90
CH (mm)	17	20	25	31	40	49	54	68.5
N	M5			G 1/4"				
Kv (m3/h)	3.9	8.2	28	42	70	80	124	179

DN shows the nominal flow diameter. Actual flow diameter complies with full port DIN 3357 part 4.

### Pressure-temperature chart



### Pressure drop chart



XCES93 - 4711